

# FORM NO. MGT-7

[Pursuant to sub-Section(1) of section 92 of the Companies Act, 2013 and sub-rule (1) of rule 11of the Companies (Management and Administration) Rules, 2014]



## Annual Return (other than OPCs and Small Companies)

Form language ☒ English ☐ Hindi

Refer the instruction kit for filing the form.

### I. REGISTRATION AND OTHER DETAILS

(i) \* Corporate Identification Number (CIN) of the company

L24305RJ1986PLC016132

Pre-fill

Global Location Number (GLN) of the company

\* Permanent Account Number (PAN) of the company

AAACA0062F

(ii) (a) Name of the company

AKSH OPTIFIBRE LIMITED

(b) Registered office address

F-1080,PHASE III  
RIICO INDUSTRIAL AREA  
BHIWADI  
Rajasthan  
301019



(c) \*e-mail ID of the company

gaurav@akshoptifibre.com

(d) \*Telephone number with STD code

01149991700

(e) Website

www.akshoptifibre.com

(iii) Date of Incorporation

19/03/1986

(iv)	Type of the Company	Category of the Company	Sub-category of the Company
	Public Company	Company limited by shares	Indian Non-Government company

(v) Whether company is having share capital

☒ Yes ☐ No

(vi) \*Whether shares listed on recognized Stock Exchange(s)

☒ Yes ☐ No

(a) Details of stock exchanges where shares are listed

S. No.	Stock Exchange Name	Code
1	National Stock Exchange Limited	1,024
2	BSE Limited	1

(b) CIN of the Registrar and Transfer Agent

L72400TG2017PLC117649

Pre-fill

Name of the Registrar and Transfer Agent

KFIN TECHNOLOGIES LIMITED

Registered office address of the Registrar and Transfer Agents

Selenium, Tower B, Plot No- 31 & 32, Financial District, N  
anakramguda, Serili ngampally NA

(vii) \*Financial year From date 01/04/2022 (DD/MM/YYYY) To date 31/03/2023 (DD/MM/YYYY)

(viii) \*Whether Annual general meeting (AGM) held ☐ Yes ☒ No

(a) If yes, date of AGM

(b) Due date of AGM

30/09/2023

(c) Whether any extension for AGM granted

☐ Yes ☒ No

(f) Specify the reasons for not holding the same

AGM is scheduled to be held on Tuesday, September 05, 2023 at 11:30 A.M.

## II. PRINCIPAL BUSINESS ACTIVITIES OF THE COMPANY

\*Number of business activities 3

S.No	Main Activity group code	Description of Main Activity group	Business Activity Code	Description of Business Activity	% of turnover of the company
1	C	Manufacturing	C9	Computer, electronic, Communication and scientific measuring & control equipment	27.81
2	C	Manufacturing	C8	Plastic products, non-metallic mineral products, rubber products, fabricated	52.22
3	J	Information and communication	J8	Other information & communication service activities	19.95

### III. PARTICULARS OF HOLDING, SUBSIDIARY AND ASSOCIATE COMPANIES (INCLUDING JOINT VENTURES)

\*No. of Companies for which information is to be given

4

Pre-fill All

S.No	Name of the company	CIN / FCRN	Holding/ Subsidiary/Associate/ Joint Venture	% of shares held
1	AOL FZE		Subsidiary	100
2	AKSH COMPOSITES PRIVATE LI +	U74999MH2013PTC249575	Subsidiary	100
3	AKSH TECHNOLOGIES (MAURI) +		Subsidiary	100
4	AOL TECHNOLOGIES FZE		Subsidiary	100

### IV. SHARE CAPITAL, DEBENTURES AND OTHER SECURITIES OF THE COMPANY

#### (i) \*SHARE CAPITAL

##### (a) Equity share capital

Particulars	Authorised capital	Issued capital	Subscribed capital	Paid up capital
Total number of equity shares	520,100,000	162,697,971	162,697,971	162,697,971
Total amount of equity shares (in Rupees)	2,600,500,000	813,489,855	813,489,855	813,489,855

Number of classes

1

Class of Shares	Authorised capital	Issued capital	Subscribed capital	Paid up capital
EQUITY				
Number of equity shares	520,100,000	162,697,971	162,697,971	162,697,971
Nominal value per share (in rupees)	5	5	5	5
Total amount of equity shares (in rupees)	2,600,500,000	813,489,855	813,489,855	813,489,855

##### (b) Preference share capital

Particulars	Authorised capital	Issued capital	Subscribed capital	Paid-up capital
Total number of preference shares	0	0	0	0
Total amount of preference shares (in rupees)	0	0	0	0

Number of classes

0

Class of shares	Authorised capital	Issued capital	Subscribed capital	Paid up capital
Number of preference shares				
Nominal value per share (in rupees)				
Total amount of preference shares (in rupees)				

**(c) Unclassified share capital**

Particulars	Authorised Capital
Total amount of unclassified shares	0

**(d) Break-up of paid-up share capital**

Class of shares	Number of shares			Total nominal amount	Total Paid-up amount	Total premium
<b>Equity shares</b>	Physical	DEMAT	Total			
<b>At the beginning of the year</b>	105,929	162,592,042	162697971	813,489,855	813,489,855	
		+		+	+	
<b>Increase during the year</b>	0	0	0	0	0	0
i. Public Issues	0	0	0	0	0	
ii. Rights issue	0	0	0	0	0	
iii. Bonus issue	0	0	0	0	0	0
iv. Private Placement/ Preferential allotment	0	0	0	0	0	0
v. ESOPs	0	0	0	0	0	0
vi. Sweat equity shares allotted	0	0	0	0	0	0
vii. Conversion of Preference share	0	0	0	0	0	0
viii. Conversion of Debentures	0	0	0	0	0	0
ix. GDRs/ADRs	0	0	0	0	0	0
x. Others, specify				0	0	
NIL						
<b>Decrease during the year</b>	0	0	0	0	0	0
i. Buy-back of shares	0	0	0	0	0	0
ii. Shares forfeited	0	0	0	0	0	0
iii. Reduction of share capital	0	0	0	0	0	0

iv. Others, specify				0	0	
NIL						
<b>At the end of the year</b>	105,929	162,592,042	162697971	813,489,855	813,489,855	
<b>Preference shares</b>						
<b>At the beginning of the year</b>	0	0	0	0	0	
<b>Increase during the year</b>	0	0	0	0	0	0
i. Issues of shares	0	0	0	0	0	0
ii. Re-issue of forfeited shares	0	0	0	0	0	0
iii. Others, specify				0	0	
NIL						
<b>Decrease during the year</b>	0	0	0	0	0	0
i. Redemption of shares	0	0	0	0	0	0
ii. Shares forfeited	0	0	0	0	0	0
iii. Reduction of share capital	0	0	0	0	0	0
iv. Others, specify				0	0	
NIL						
<b>At the end of the year</b>	0	0	0	0	0	

ISIN of the equity shares of the company

(ii) Details of stock split/consolidation during the year (for each class of shares)

0

Class of shares		(i)	(ii)	(iii)
Before split / Consolidation	Number of shares			
	Face value per share			
After split / Consolidation	Number of shares			
	Face value per share			

**(iii) Details of shares/Debentures Transfers since closure date of last financial year (or in the case of the first return at any time since the incorporation of the company) \***

☒ Nil

[Details being provided in a CD/Digital Media]

☐

Yes

☐

No

☐

Not Applicable

Separate sheet attached for details of transfers

☐

Yes

☐

No

Note: In case list of transfer exceeds 10, option for submission as a separate sheet attachment or submission in a CD/Digital Media may be shown.

Date of the previous annual general meeting	<input type="text"/>
---	----------------------

Date of registration of transfer (Date Month Year)	<input type="text"/>
--	----------------------

Type of transfer	<input type="text"/>	1 - Equity, 2- Preference Shares,3 - Debentures, 4 - Stock
------------------	----------------------	--

Number of Shares/ Debentures/ Units Transferred	<input type="text"/>	Amount per Share/ Debenture/Unit (in Rs.)	<input type="text"/>
---	----------------------	---	----------------------

Ledger Folio of Transferor	<input type="text"/>
----------------------------	----------------------

Transferor's Name	<input type="text"/>	<input type="text"/>	<input type="text"/>
-------------------	----------------------	----------------------	----------------------

	Surname	middle name	first name
--	---------	-------------	------------

Ledger Folio of Transferee	<input type="text"/>
----------------------------	----------------------

Transferee's Name	<input type="text"/>	<input type="text"/>	<input type="text"/>
-------------------	----------------------	----------------------	----------------------

	Surname	middle name	first name
--	---------	-------------	------------

Date of registration of transfer (Date Month Year)	<input type="text"/>
--	----------------------

Type of transfer	<input type="text"/>	1 - Equity, 2- Preference Shares,3 - Debentures, 4 - Stock
------------------	----------------------	--

Number of Shares/ Debentures/ Units Transferred	<input type="text"/>	Amount per Share/ Debenture/Unit (in Rs.)	<input type="text"/>
---	----------------------	---	----------------------

Ledger Folio of Transferor			
Transferor's Name			
	Surname	middle name	first name
Ledger Folio of Transferee			
Transferee's Name			
	Surname	middle name	first name

**(iv) \*Debentures (Outstanding as at the end of financial year)**

Particulars	Number of units	Nominal value per unit	Total value
Non-convertible debentures	0	0	0
Partly convertible debentures	0	0	0
Fully convertible debentures	0	0	0
<b>Total</b>			0

**Details of debentures**

Class of debentures	Outstanding as at the beginning of the year	Increase during the year	Decrease during the year	Outstanding as at the end of the year
<b>Non-convertible debentures</b>	0	0	0	0
<b>Partly convertible debentures</b>	0	0	0	0
<b>Fully convertible debentures</b>	0	0	0	0

**(v) Securities (other than shares and debentures)**

0

Type of Securities	Number of Securities	Nominal Value of each Unit	Total Nominal Value	Paid up Value of each Unit	Total Paid up Value
<b>Total</b>					

**V. \*Turnover and net worth of the company (as defined in the Companies Act, 2013)**

**(i) Turnover**

2,737,121,568.41

**(ii) Net worth of the Company**

3,011,967,299.25

**VI. (a) \*SHARE HOLDING PATTERN - Promoters**

S. No.	Category	Equity		Preference	
		Number of shares	Percentage	Number of shares	Percentage
1.	Individual/Hindu Undivided Family				
	(i) Indian	25,264,657	15.53	0	
	(ii) Non-resident Indian (NRI)	20,205,678	12.42	0	
	(iii) Foreign national (other than NRI)	0	0	0	
2.	Government				
	(i) Central Government	0	0	0	
	(ii) State Government	0	0	0	
	(iii) Government companies	0	0	0	
3.	Insurance companies	0	0	0	
4.	Banks	0	0	0	
5.	Financial institutions	0	0	0	
6.	Foreign institutional investors	0	0	0	
7.	Mutual funds	0	0	0	
8.	Venture capital	0	0	0	
9.	Body corporate (not mentioned above)	0	0	0	
10.	Others NIL	0	0	0	
	<b>Total</b>	45,470,335	27.95	0	0

**Total number of shareholders (promoters)**

8

**(b) \*SHARE HOLDING PATTERN - Public/Other than promoters**

S. No.	Category	Equity		Preference	
		Number of shares	Percentage	Number of shares	Percentage



1.	Individual/Hindu Undivided Family				
	(i) Indian	107,578,216	66.12	0	
	(ii) Non-resident Indian (NRI)	2,756,124	1.69	0	
	(iii) Foreign national (other than NRI)	0	0	0	
2.	Government				
	(i) Central Government	0	0	0	
	(ii) State Government	0	0	0	
	(iii) Government companies	0	0	0	
3.	Insurance companies	0	0	0	
4.	Banks	0	0	0	
5.	Financial institutions	0	0	0	
6.	Foreign institutional investors	0	0	0	
7.	Mutual funds	0	0	0	
8.	Venture capital	0	0	0	
9.	Body corporate (not mentioned above)	6,148,855	3.78	0	
10.	Others NBFC, Employee trusts, Clearing +	744,441	0.46	0	
	<b>Total</b>	117,227,636	72.05	0	0

**Total number of shareholders (other than promoters)**

70,446

**Total number of shareholders (Promoters+Public/  
Other than promoters)**

70,454

**VII. \*NUMBER OF PROMOTERS, MEMBERS, DEBENTURE HOLDERS  
(Details, Promoters, Members (other than promoters), Debenture holders)**

Details	At the beginning of the year	At the end of the year
Promoters	8	8
Members (other than promoters)	76,501	70,446
Debenture holders	0	0

## VIII. DETAILS OF DIRECTORS AND KEY MANAGERIAL PERSONNEL





### (A) \*Composition of Board of Directors

Category	Number of directors at the beginning of the year		Number of directors at the end of the year		Percentage of shares held by directors as at the end of year	
	Executive	Non-executive	Executive	Non-executive	Executive	Non-executive
<b>A. Promoter</b>	0	1	0	1	0	12.42
<b>B. Non-Promoter</b>	0	6	0	6	0	0
(i) Non-Independent	0	2	0	2	0	0
(ii) Independent	0	4	0	4	0	0
<b>C. Nominee Directors representing</b>	0	0	0	0	0	0
(i) Banks & FIs	0	0	0	0	0	0
(ii) Investing institutions	0	0	0	0	0	0
(iii) Government	0	0	0	0	0	0
(iv) Small share holders	0	0	0	0	0	0
(v) Others	0	0	0	0	0	0
<b>Total</b>	0	7	0	7	0	12.42

Number of Directors and Key managerial personnel (who is not director) as on the financial year end date

10

### (B) (i) \*Details of directors and Key managerial personnel as on the closure of financial year

Name	DIN/PAN	Designation	Number of equity share(s) held	Date of cessation (after closure of financial year : If any)
DR. KAILASH SHANTIL 	00023824	Director	20,205,678	
MR. SATYENDRA KUM 	00035141	Director	100	
MR. RIKHAB CHAND M 	08579064	Director	0	
MR. SANJAY KATYAL	00299412	Director	0	
MS. ANUJA BANSAL	08755399	Director	0	
MR. HARVINDER SING 	08443544	Director	0	
MR. SUNIL PURI	09056198	Director	0	

Name	DIN/PAN	Designation	Number of equity share(s) held	Date of cessation (after closure of financial year : If any)
MR. GAURAV MEHTA	AJZPM1463F	CEO	0	
MR. NIKHIL JAIN	ADIPJ7139C	CFO	0	
MR. ANUBHHAV RAIZA	AZUPR1668Q	Company Secretary	0	

**(ii) Particulars of change in director(s) and Key managerial personnel during the year**

3

Name	DIN/PAN	Designation at the beginning / during the financial year	Date of appointment/ change in designation/ cessation	Nature of change (Appointment/ Change in designation/ Cessation)
MR. CHARAN DEEP SINGH	BHLPS3754E	CFO	13/05/2022	Cessation
MR. ANUBHHAV RAIZA	AZUPR1668Q	Company Secretary	13/05/2022	Appointment
MR. NIKHIL JAIN	ADIPJ7139C	CFO	01/06/2022	Appointment

**IX. MEETINGS OF MEMBERS/CLASS OF MEMBERS/BOARD/COMMITTEES OF THE BOARD OF DIRECTORS**

**A. MEMBERS/CLASS /REQUISITIONED/NCLT/COURT CONVENED MEETINGS**

Number of meetings held

1

Type of meeting	Date of meeting	Total Number of Members entitled to attend meeting	Attendance	
			Number of members attended	% of total shareholding
Annual General Meeting	16/09/2022	75,534	89	27.98

**B. BOARD MEETINGS**

\*Number of meetings held

5

S. No.	Date of meeting	Total Number of directors associated as on the date of meeting	Attendance	
			Number of directors attended	% of attendance
1	13/05/2022	7	7	100
2	29/07/2022	7	7	100
3	25/08/2022	7	5	71.43
4	21/10/2022	7	7	100
5	20/01/2023	7	7	100

**C. COMMITTEE MEETINGS**

Number of meetings held

7

S. No.	Type of meeting	Date of meeting	Total Number of Members as on the date of the meeting	Attendance	
				Number of members attended	% of attendance
1	Audit Committee	12/05/2022	4	4	100
2	Audit Committee	29/07/2022	4	4	100
3	Audit Committee	21/10/2022	4	4	100
4	Audit Committee	20/01/2023	4	4	100
5	Stakeholders Forum	20/01/2023	4	4	100
6	CSR Committee	12/05/2022	4	4	100
7	Nomination & Remuneration Committee	12/05/2022	4	4	100

**D. \*ATTENDANCE OF DIRECTORS**

S. No.	Name of the director	Board Meetings			Committee Meetings			Whether attended AGM held on
		Number of Meetings which director was entitled to attend	Number of Meetings attended	% of attendance	Number of Meetings which director was entitled to attend	Number of Meetings attended	% of attendance	
								(Y/N/NA)
1	DR. KAILASH	5	4	80	0	0	0	
2	MR. SATYENDRA	5	5	100	5	5	100	
3	MR. RIKHAB CHANDRA	5	5	100	2	2	100	
4	MR. SANJAY	5	4	80	3	3	100	
5	MS. ANUJA B	5	5	100	6	6	100	
6	MR. HARVIND	5	5	100	6	6	100	
7	MR. SUNIL P	5	5	100	6	6	100	

**X. \*REMUNERATION OF DIRECTORS AND KEY MANAGERIAL PERSONNEL**☐ Nil

Number of Managing Director, Whole-time Directors and/or Manager whose remuneration details to be entered

0

S. No.	Name	Designation	Gross Salary	Commission	Stock Option/ Sweat equity	Others	Total Amount
1							0
	Total						

Number of CEO, CFO and Company secretary whose remuneration details to be entered

4

S. No.	Name	Designation	Gross Salary	Commission	Stock Option/ Sweat equity	Others	Total Amount
1	MR. GAURAV MEH <sub>+</sub>	CEO	7,601,712	211,425	0	0	7,813,137
2	MR. CHARAN DEE <sub>+</sub>	CFO	468,388	0	0	0	468,388
3	MR. NIKHIL JAIN	CFO	4,795,200	0	0	0	4,795,200
4	MR. ANUBHHAV R. <sub>+</sub>	COMPANY SEC <sub>+</sub>	1,326,975	0	0	0	1,326,975
	Total		14,192,275	211,425	0	0	14,403,700

Number of other directors whose remuneration details to be entered

7

S. No.	Name	Designation	Gross Salary	Commission	Stock Option/ Sweat equity	Others	Total Amount
1	DR. KAILASH SHA <sub>+</sub>	Chairman & Nor <sub>+</sub>	0	0	0	160,000	160,000
2	MR. SATYENDRA <sub>+</sub>	Non-Executive D <sub>+</sub>	0	0	0	7,450,000	7,450,000
3	MR. RIKHAB CHAN <sub>+</sub>	Non-Executive D <sub>+</sub>	0	0	0	240,000	240,000
4	MR. SANJAY KATY <sub>+</sub>	Independent Dir <sub>+</sub>	0	0	0	220,000	220,000
5	MS. ANUJA BANS <sub>+</sub>	Independent Dir <sub>+</sub>	0	0	0	320,000	320,000
6	MR. HARVINDER S <sub>+</sub>	Independent Dir <sub>+</sub>	0	0	0	320,000	320,000
7	MR. SUNIL PURI	Independent Dir <sub>+</sub>	0	0	0	320,000	320,000
	Total		0	0	0	9,030,000	9,030,000

#### XI. MATTERS RELATED TO CERTIFICATION OF COMPLIANCES AND DISCLOSURES

- \* A. Whether the company has made compliances and disclosures in respect of applicable provisions of the Companies Act, 2013 during the year ☒ Yes ☐ No

B. If No, give reasons/observations

#### XII. PENALTY AND PUNISHMENT - DETAILS THEREOF

(A) DETAILS OF PENALTIES / PUNISHMENT IMPOSED ON COMPANY/DIRECTORS /OFFICERS ☐ Nil

1

Name of the company/ directors/ officers	Name of the court/ concerned Authority	Date of Order	Name of the Act and section under which penalised / punished	Details of penalty/ punishment	Details of appeal (if any) including present status
Aksh Optifibre Lim <sup>+</sup>	Securities Appellat <sup>+</sup>	27/06/2022	As per Annexure	As per Annexure	

(B) DETAILS OF COMPOUNDING OF OFFENCES ☒ Nil

Name of the company/ directors/ officers	Name of the court/ concerned Authority	Date of Order	Name of the Act and section under which offence committed	Particulars of offence	Amount of compounding (in Rupees)

**XIII. Whether complete list of shareholders, debenture holders has been enclosed as an attachment**☐ Yes ☒ No

(In case of 'No', submit the details separately through the method specified in instruction kit)

**XIV. COMPLIANCE OF SUB-SECTION (2) OF SECTION 92, IN CASE OF LISTED COMPANIES**

In case of a listed company or a company having paid up share capital of Ten Crore rupees or more or turnover of Fifty Crore rupees or more, details of company secretary in whole time practice certifying the annual return in Form MGT-8.

Name

Jayant Gupta and Associates

Whether associate or fellow

☐ Associate ☒ Fellow

Certificate of practice number

9738

**I/We certify that:**

(a) The return states the facts, as they stood on the date of the closure of the financial year aforesaid correctly and adequately.

(b) Unless otherwise expressly stated to the contrary elsewhere in this Return, the Company has complied with all the provisions of the Act during the financial year.

**Declaration**

I am Authorised by the Board of Directors of the company vide resolution no. ...

39

dated

13/05/2022

(DD/MM/YYYY) to sign this form and declare that all the requirements of the Companies Act, 2013 and the rules made thereunder in respect of the subject matter of this form and matters incidental thereto have been complied with. I further declare that:

1. Whatever is stated in this form and in the attachments thereto is true, correct and complete and no information material to the subject matter of this form has been suppressed or concealed and is as per the original records maintained by the company.
2. All the required attachments have been completely and legibly attached to this form.

**Note: Attention is also drawn to the provisions of Section 447, section 448 and 449 of the Companies Act, 2013 which provide for punishment for fraud, punishment for false statement and punishment for false evidence respectively.**

To be digitally signed by

Director

DIN of the director

To be digitally signed by

- ☒ Company Secretary  
☐ Company secretary in practice

Membership number

Certificate of practice number

**Attachments**

- 1. List of share holders, debenture holders
- 2. Approval letter for extension of AGM;
- 3. Copy of MGT-8;
- 4. Optional Attachement(s), if any

Attach

Attach

Attach

Attach

**List of attachments**

Remove attachment

Modify

Check Form

Prescrutiny

Submit

**This eForm has been taken on file maintained by the Registrar of Companies through electronic mode and on the basis of statement of correctness given by the company**

## **Annexure**

The Company had received orders passed by the Whole-time Member of SEBI dated June 28, 2019 and Adjudicating Officer of SEBI dated February 28, 2020, whereby the Company was debarred from accessing the security market for a period of five years commencing from the Order date and penalty of Rs. 10,15,00,000/- (Rupees Ten Crore and Fifteen lakhs) was imposed, by respective orders.

The Company had filed an appeal against the said orders before the Securities Appellate Tribunal ("the Tribunal"). The Tribunal pronounced its order on June 27, 2022 wherein it reduced the penalty imposed on the Company to Rs. 25,00,000/- (Rupees Twenty-Five Lakhs) and the Debarment period of the Company was relaxed to Three years (Period of Three years expired on June 27, 2022).